


Protectosil® WS 770 P – Injection agent against rising damp

Before applying Protectosil® WS 770 P



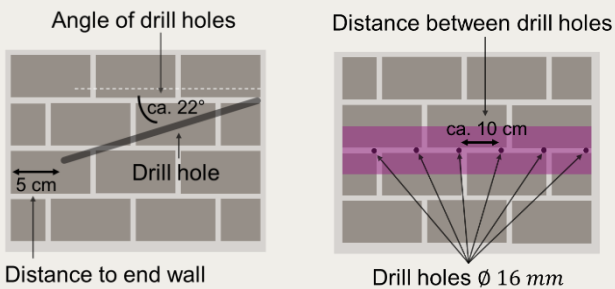
WEAR PERSONAL PROTECTIVE EQUIPMENT.




Cartridge gun

RECOMMENDED APPLICATION EQUIPMENT

Applying Protectosil® WS 770 P




MARK DISTANCE BETWEEN DRILL HOLES.
DETERMINE DRILLING DEPTH AND ANGLE.
DRILL HOLES. CLEAN HOLES FROM DUST.



INJECT PROTECTOSIL® WS 770 P
FOR EXAMPLE, WITH A CARTRIDGE GUN.



SEAL DRILL HOLES.



CARRY OUT SUBSEQUENT
ACTIVITIES AFTER A DRYING TIME
OF AT LEAST 24 h.

After applying Protectosil® WS 770 P



APPLICATION EQUIPMENT CAN BE CLEANED
WITH ANY ORGANIC SOLVENT.

Contact:

protectosil@evonik.com

For additional information please
visit: www.protectosil.com

